



lift2move

Gasliftsäulen



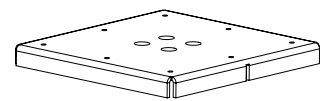
lift2move-square
mit Quadratrohrabdeckung



lift2move-round
mit Rundrohrabdeckung

Einzelkomponenten

Unsere Gasliftsäulen **lift2move** bestehen aus einer Führungssäule inkl. Rohrabdeckung. Optional bieten wir eine Kopfplatte für die Gasliftsäulen an.



Kopfplatte

Einsatzgebiet

- Kommunikations- und Besprechungstische

Besondere Merkmale


- 16fach kugelgeführte Profilrohrführung Q5
- besonders leichtgängig
- verwindungssteif
- hoch belastbar und verschleißfest

Oberflächen

Außen- und Blendrohr der Führung sind pulverbeschichtet in folgenden Farben erhältlich: schwarz (RAL 9005), weißaluminium (RAL 9006), weiß (RAL 9010), anthrazit. Weitere Farben auf Anfrage.



RAL 9005 schwarz



RAL 9006 weißaluminium




RAL 9010 weiß




anthrazit

lift2move

Columns with gas strut



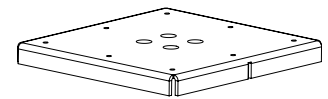
lift2move-square
with square tube covering



lift2move-round
with round tube covering

Components

Our columns with gas strut **lift2move** consist of a guiding column incl. tube covering. We offer an optional top plate for the columns with gas strut.



top plate

Application area

- communication and conference tables

Special features


- 16fold ball-guided telescopic profiles Q5
- exceptionally smooth running
- torsion-resistant
- high load capacity and wear-resistant

Surface treatment

The outer tube and the tube covering are available powder-coated in the following colors: black (RAL 9005), white aluminium (RAL 9006), white (RAL 9010), anthracite. Further colors on request.



RAL 9005 black



RAL 9006 white aluminium



RAL 9010 white



anthracite